



**2019—2020 SCHOOL YEAR  
ANNUAL BUDGET PRESENTATION  
SEPTEMBER 25, 2019**

## **Budget Account Structure Guide**

Public schools in Illinois follow the Illinois Program Accounting Manual, 2008 Revision, to develop and maintain budget accounts.

The basic account structure consists of:

Fund Number – Function Number – Object Number

The Fund Numbers Contained In This Budget Include:

- 10 - Education Fund**  
Comparable to the general fund and encompasses all revenues and expenditures not categorized elsewhere. District 145 has sub-accounts to the Education Fund, such as (16) Special Education, and (18) Surety.
- 20 - Building Fund**  
The Building Fund is used for all revenues and expenses associated with the operation of school buildings and grounds. District 145 also has a sub-account to the Building Fund. Currently (25) O&M 5-Year Program is the only sub-account.
- 30 - Debt Service Fund**  
Formerly known as Bond & Interest (B&I) this fund is used to record the receipt of proceeds and repayment of bonds. Fund 35 (Building Bond) is a sub-account.
- 40 - Transportation Fund**  
The Transportation Fund is used for all revenues and expenses associated with the safe transportation of students to and from school and activities.
- 50 - Illinois Municipal Retirement Fund**  
The IMRF Fund is used to record all revenues and expenses associated with payments to the Illinois Municipal Retirement Fund.
- 51 - FICA / Medicare Fund**  
Fund 51 is used to record all revenues and expenses associated with payments to Social Security and Medicare.
- 60 - Capital Projects Fund**  
Formerly known as Site & Construction, fund 60 is required to account for proceeds and expenditures associated with capital projects for which there's a specific funding stream, such as grants from the Illinois Capital Development Board.
- 70 - Working Cash Fund**  
Fund 70 is the District's savings account. Recent changes to the Illinois School Code mandate that Working Cash can only be abolished to the Education Fund but smaller amounts can be abated to any fund.
- 80 - Tort Immunity and Judgment Fund**  
The Tort Fund is used to record all proceeds and expenditures associated with protecting the District from legal judgments. District 145 records our liability insurance and other expenses in this fund.
- 90 - Fire Prevention and Life Safety Fund**  
Revenues and expenditures associated with capital projects concerned with 10-year life safety reports and other fire prevention projects not accountable for in Fund 20



**2019/20 BOARD OF EDUCATION**

**MRS. TINA MOSLANDER**  
PRESIDENT

**MRS. MARYANN ING**  
VICE PRESIDENT

**MRS. ANGELES BEAR**  
BOARD SECRETARY

**MRS. WENDY LUX**  
BOARD MEMBER

**MR. DAVID RANA**  
BOARD MEMBER

**MR. MARK WERNER**  
BOARD MEMBER

**MR. KEVIN PEPE**  
BOARD MEMBER

**2019/20 DISTRICT ADMINISTRATION**

**DR. ANDREA SALA**  
SUPERINTENDENT OF SCHOOLS

**DR. BRIAN O'KEEFE**  
ASSISTANT SUPERINTENDENT OF FINANCE/CSBO

**MS. GINA DIOGUARDI**  
DIRECTOR OF SPECIAL EDUCATION

**MS. CAMILLE HOGAN**  
DIRECTOR OF TEACHING AND LEARNING



# Arbor Park *School District 145*

Fiscal Year 2020

Budget Presentation

September 25, 2019

## APSD #145 Mission

- ❑ Our mission is to develop a partnership with students, staff, parents, and the community that will create a learning environment that enables all children to reach their full potential and to ensure quality and equity for all to succeed.



# 2019/20 Administration Team

**DR. ANDREA SALA – SUPERINTENDENT OF SCHOOLS**

**DR. BRIAN O'KEEFFE – ASSISTANT SUPT. OF FINANCE/CSBO**

**MS. GINA DIOGUARDI - DIRECTOR OF SPECIAL EDUCATION**

**MS. CAMILLE HOGAN – PRINCIPAL, ARBOR PARK MIDDLE SCHOOL**

**MR. DAVID EVANS – PRINCIPAL, ARBOR PARK MIDDLE SCHOOL**

**MS. BRADLEY DIZONNO – ASSISTANT PRINCIPAL, ARBOR PARK MS**

**MRS. ELIZA SANTOS-LOPEZ – PRINCIPAL, KIMBERLY HEIGHTS SCHOOL**

**MS. TOM FLYNN – PRINCIPAL, MORTON GINGERWOOD SCHOOL**

**MR. SCOT PIERCE – PRINCIPAL, SCARLET OAK SCHOOL**

# What Purpose Does The Budget Serve?

- Meet requirements imposed by Illinois law and other applicable Federal & Local regulations.
- Provides expending and taxing authority.
- Satisfies a minimum level of financial information for state, local and the federal government.
- Provide community direction as to BOE spending priorities.

# 2019-20 Budget Focus

## □ Increasing Student and Staff Academic Supports

- Using Evidence Based Funding appropriations for “lost” positions and additional instructional assets.
- Establishing a Teaching and Learning Department.
- Introducing new curriculum to staff and students.
  - Institute for Excellence in Writing (IEW)
  - Math in Focus
  - Wit & Wisdom

## □ 1:1 Initiative Rollout at SOS and APMS.

- Camera and Security Enhancements in all facilities

## □ Developing Long-Term Facility Goals and Fiscal Consistency

- Infrastructure planning for new roof at APMS.
- Infrastructure planning for a new school building (5-7 years).




## 2019/20 Estimated Revenue %'s

- 53.72% - Ad Valorem Taxes (Property)
- 3.66% - Other Local Revenues
- 32.25% - Evidence Based Funding
- 4.74% - Restricted State Grants
- 5.63% - Restricted Federal Grants



# 2019/20 Estimated Operating Expenditure %'s

- 58.51% - Salaries
- 17.41% - Employee Benefits
- 12.07% - Purchased Services
- 6.70% - Supplies & Materials
- 2.61% - Capital Outlay
- 2.70% - Other Objects



# Posted Compensation Tables

- ☐ Public Act 096-0434 – Administrative Compensation Report  
- (FY20 Reported)
- ☐ Public Act 097-0609 – IMRF Compensation Report  
- (FY20 Reported)
- ☐ Illinois Compiled Statute (105 ILCS 5/10-20.47) –  
Administrative & Teacher Report  
- (FY20 Reported)




# 2019/20 Budget Recap by Fund

<b>REVENUES:</b>									
FUND	FUND DESCRIPTION	FISCAL YEAR 2019 BUDGET RECEIPTS	FISCAL YEAR 2020 BUDGET RECEIPTS	INCREASE OR (DECREASE) AMOUNT	BEGINNING FUND BALANCE 7/1/19	TOTAL REVENUES FY 2020	TOTAL EXPENDITURES FY 2020	ENDING FUND BALANCE 6/30/20	
10	EDUCATION	\$ 13,538,272	\$ 13,787,415	\$ 249,143	\$ 3,039,189	\$ 13,787,415	\$ 14,419,873	\$ 2,406,730	\$ (632,458)
20	BUILDING	\$ 2,100,610	\$ 1,227,033	\$ (873,577)	\$ 464,490	\$ 1,227,033	\$ 1,446,951	\$ 244,572	\$ (219,918)
30	DEBT SERVICE	\$ 2,699,809	\$ 2,748,657	\$ 48,848	\$ 1,398,613	\$ 2,748,657	\$ 2,672,481	\$ 1,474,789	\$ 76,176
40	TRANSPORTATION	\$ 1,206,393	\$ 1,140,426	\$ (65,966)	\$ 1,146,763	\$ 1,140,426	\$ 978,113	\$ 1,309,076	\$ 162,313
50	IMRF	\$ 262,136	\$ 262,595	\$ 459	\$ 163,156	\$ 262,595	\$ 304,882	\$ 120,869	\$ (42,287)
51	FICA / MEDICARE	\$ 282,154	\$ 303,569	\$ 21,414	\$ 115,825	\$ 303,569	\$ 307,295	\$ 112,098	\$ (3,726)
60	SITE & CONSTRUCTION	\$ 1,301,751	\$ 25,000	\$ (1,276,751)	\$ 1,385,134	\$ 25,000	\$ 50,000	\$ 1,360,134	\$ (25,000)
70	WORKING CASH	\$ 105,553	\$ 100,000	\$ (5,553)	\$ 5,162,040	\$ 100,000	\$ -	\$ 5,262,040	\$ 100,000
80	LIABILITY	\$ 26	\$ 25	\$ (1)	\$ 2,176	\$ 25	\$ -	\$ 2,201	\$ 25
90	LIFE SAFETY	\$ 677	\$ 750	\$ 73	\$ 33,343	\$ 750	\$ 10,000	\$ 24,093	\$ (9,250)
		\$ 21,497,382	\$ 19,595,470	\$ (1,901,912)	\$ 12,910,728	\$ 19,595,470	\$ 20,189,595	\$ 12,316,603	\$ (594,125)

<b>EXPENSES:</b>									
FUND	FUND DESCRIPTION	FISCAL YEAR 2019 BUDGET EXPENSES	FISCAL YEAR 2020 BUDGET EXPENSES	INCREASE OR (DECREASE) AMOUNT					
10	EDUCATION	\$ 15,377,818	\$ 14,419,873	\$ (957,944)					
20	BUILDING	\$ 2,563,998	\$ 1,446,951	\$ (1,117,047)					
30	DEBT SERVICE	\$ 2,626,325	\$ 2,672,481	\$ 46,156					
40	TRANSPORTATION	\$ 1,050,057	\$ 978,113	\$ (71,943)					
50	IMRF	\$ 268,651	\$ 304,882	\$ 36,231					
51	FICA / MEDICARE	\$ 295,832	\$ 307,295	\$ 11,463					
60	SITE & CONSTRUCTION	\$ 1,300	\$ 50,000	\$ 48,701					
70	WORKING CASH	\$ -	\$ -	\$ -					
80	LIABILITY	\$ -	\$ -	\$ -					
90	LIFE SAFETY	\$ -	\$ 10,000	\$ 10,000					
		\$ 22,183,980	\$ 20,189,595	\$ (1,994,384)					

Projected (Deficit) / Surplus for Fiscal Year 2020

\$ (594,125)



# Financial History Recap (FY14 - FY18)

FINANCIAL SUMMARY - ALL FUNDS						
	FYE Jun-14	FYE Jun-15	FYE Jun-16	FYE Jun-17	FYE Jun-18	
<b>BEGINNING FUND BALANCE</b>	7,912,299	8,334,084	9,335,508	8,139,284	11,564,655	
<b>REVENUES:</b>						
Real Estate Taxes	9,488,006	9,396,926	10,056,750	9,863,624	9,942,745	
Other Local Revenues	640,363	599,134	544,317	568,578	590,893	
Evidence Based Funding (Formerly GSA)	3,292,376	3,687,601	4,152,330	4,599,384	5,705,036	
Restricted State Grants (ELL/Pre-K for All)	2,220,209	1,405,125	1,168,911	1,060,501	1,577,390	
Restricted Federal Grants (IDEA/ESSA)	872,665	964,589	1,026,467	1,119,230	1,016,698	
Principal & Premiums on Bonds	0	1,500,468	0	6,049,818	0	
<b>Total Revenues</b>	<b>16,513,619</b>	<b>17,553,842</b>	<b>16,948,775</b>	<b>23,261,135</b>	<b>18,832,761</b>	
<b>EXPENDITURES:</b>						
Salaries	77.02%	73.19%	70.58%	70.74%	78.83%	
Employee Benefits	8,154,947	8,217,043	8,399,565	8,056,719	8,461,442	
Purchased Services	2,548,996	2,493,811	2,612,400	2,620,657	2,671,427	
Supplies & Materials	1,672,894	1,762,156	2,027,033	1,908,586	1,681,673	
Capital Outlay	731,603	940,809	653,686	764,043	694,697	
Out of District Tuition	157,955	412,322	1,267,378	1,088,657	218,997	
Debt Payments	630,718	809,043	643,125	654,428	395,188	
Other	2,391,123	2,817,345	2,541,014	2,491,651	2,684,520	
Payment to Refund Bond Escrow	0	647,718	1,617,075	1,207,759	328,093	
<b>Total Expenses</b>	<b>16,288,236</b>	<b>18,100,246</b>	<b>19,761,275</b>	<b>24,838,397</b>	<b>17,136,046</b>	
<b>REVENUES VS. EXPENSES</b>	<b>225,383</b>	<b>(546,404)</b>	<b>(2,812,500)</b>	<b>(1,577,263)</b>	<b>1,696,715</b>	
Bond Issuance/Proceeds (WCF)		446,500		3,790,000		
Abatement of WCF (Revenue to Funds)		647,718	1,617,075	1,207,759	328,093	
One-Time Escrow Restructuring Profit (FY2015)		454,773				
Sale of Fixed Assets	200,000					
Other						
<b>ENDING FUND BALANCE</b>	<b>8,334,084</b>	<b>9,335,508</b>	<b>8,139,284</b>	<b>11,564,655</b>	<b>13,597,326</b>	


# Financial Projections (Through FY23)

	UNAUDITED		BUDGET		PROJECTION		PROJECTION	
	FYE Jun-19	FYE Jun-20	FYE Jun-20	FYE Jun-21	FYE Jun-22	FYE Jun-23	FYE Jun-23	
<b>FINANCIAL SUMMARY - ALL FUNDS</b>								
<b>BEGINNING FUND BALANCE</b>	13,597,326	12,910,727	12,910,727	12,316,601	10,347,285	9,830,489		
<b>REVENUES:</b>								
Real Estate Taxes	10,216,233	10,526,399	10,526,399	10,739,859	11,019,428	11,261,126		
Other Local Revenues	723,160	716,903	716,903	731,241	745,866	760,783		
Evidence Based Funding (Formerly GSA)	6,087,465	6,318,950	6,318,950	6,618,950	6,918,950	7,218,950		
Restricted State Grants (ELL/Pre-K for All)	1,025,714	929,021	929,021	929,021	929,021	929,021		
Restricted Federal Grants (IDEA/ESSA)	844,809	1,104,197	1,104,197	1,104,197	1,104,197	1,104,197		
Principal & Premiums on Bonds	0	0	0	0	0	0		
<b>Total Revenues</b>	<b>18,897,382</b>	<b>19,595,470</b>	<b>19,595,470</b>	<b>20,123,269</b>	<b>20,717,462</b>	<b>21,274,077</b>		
<b>EXPENDITURES:</b>								
Salaries	9,941,773	10,249,837	10,249,837	10,543,155	10,845,273	11,156,454		
Employee Benefits	2,946,043	3,049,493	3,049,493	3,201,968	3,362,066	3,530,169		
Purchased Services	1,965,678	2,114,896	2,114,896	2,157,194	2,200,338	2,244,345		
Supplies & Materials	1,056,218	1,173,142	1,173,142	1,196,605	1,220,537	1,244,948		
Capital Outlay	672,861	457,429	457,429	1,833,978	370,657	378,070		
Out of District Tuition	375,083	472,318	472,318	481,764	491,400	501,228		
Debt Payments	2,626,325	2,672,481	2,672,481	2,677,921	2,743,988	2,767,444		
Other	2,600,000	0	0	0	0	0		
Payment to Refund Bond Escrow	0	0	0	0	0	0		
<b>Total Expenses</b>	<b>22,183,980</b>	<b>20,189,596</b>	<b>20,189,596</b>	<b>22,092,585</b>	<b>21,234,258</b>	<b>21,822,658</b>		
<b>REVENUES VS. EXPENSES</b>	<b>(3,286,599)</b>	<b>(594,126)</b>	<b>(594,126)</b>	<b>(1,969,316)</b>	<b>(516,796)</b>	<b>(548,581)</b>		
Bond Issuance/Proceeds (WCF)								
Abatement of WCF (Revenue to Funds)								
One-Time Escrow Restructuring Profit (FY20-15)								
Sale of Fixed Assets								
Other	2,600,000							
<b>ENDING FUND BALANCE</b>	<b>12,910,727</b>	<b>12,316,601</b>	<b>12,316,601</b>	<b>10,347,285</b>	<b>9,830,489</b>	<b>9,281,908</b>		

# Next Steps

- ❑ Approve Current Fiscal Year 2020 Budget
  - September 25, 2019
- ❑ Develop APMS Roof Repair Program
  - Work with Green Associates to create and publish contractual bids for work to be completed in the summer of 2020.
- ❑ Approve 2019 Tax Levy
  - Tax Levy Hearing set for December 11, 2019.
- ❑ Begin Developing Fiscal Year 2021 Budget
  - Spring 2019
- ❑ Investigate State of Illinois Infrastructure/Construction Matching Program
  - Spring/Summer 2019

# QUESTIONS??





**Arbor Park School District 145  
Administrative Compensation In Accordance With PA 96-0434  
Fiscal Year 2020**

Staff Member	Education	Contract Term	Salary	Stipends	Health Insurance	Dental Insurance	Life Insurance	Sick Day Payout	Vacation Day Payout	Retirement Benefit	Teachers' Retirement Contributions	Travel / Auto Allowance	Annuity	Coursework
<b>Superintendent</b> Dr. Andrea L. Sala	Baccalaureate Masters Doctorate	12 Month	\$157,850	\$0	PPO E+1	PPO E+1	\$210	\$0	\$0	0.00%	9.0%	\$0	\$0	\$0
<b>Assistant Supt. of Finance</b> Dr. Brian K. O'Keefe	Baccalaureate Masters (2) Doctorate	12 Month	\$128,787	\$0	HMO BA FF	PPO FF	\$210	\$0	\$0	0.00%	9.0%	\$0	\$0	\$1,000
<b>Director of Special Education</b> Gina DioGuardi	Baccalaureate Masters (2)	12 Month	\$115,147	\$5,000 District IDEA Coordinator	HSA E	PPO E	\$210	\$0	\$0	0.00%	9.0%	\$0	\$0	\$1,000
<b>Building Principal</b> Tom Flynn	Baccalaureate Masters	11 Month	\$76,963	\$5,000 District Safety & Threat Assessment Coordinator	PPO FF	PPO FF	\$210	\$0	\$0	0.00%	9.0%	\$0	\$0	\$1,000
<b>Building Principal</b> Scot Pierce	Baccalaureate Masters	11 Month	\$92,469	\$5,000 District Title Director	PPO E	PPO FF	\$210	\$0	\$0	0.00%	9.0%	\$0	\$0	\$1,000
<b>Director of Teaching &amp; Learning</b> Camille Hogan	Baccalaureate Masters	11 Month	\$105,838	\$5,000	PPO E	PPO E	\$210	\$0	\$0	0.00%	9.0%	\$0	\$0	\$1,000
<b>Building Principal</b> David Evans	Baccalaureate Masters (2)	11 Month	\$105,838	\$0 District ELL - Bilingual Coordinator	HMO BA FF	PPO FF	\$210	\$0	\$0	0.00%	9.0%	\$0	\$0	\$1,000
<b>Principal</b> Eliza Santos-Lopez	Baccalaureate Masters (2)	11 Month	\$88,979	\$5,000	Waived	Waived	\$210	\$0	\$0	0.00%	9.0%	\$0	\$0	\$10,000
<b>Building Assistant Principal</b> Bradley Dizanno	Baccalaureate Masters	11 Month	\$65,000	\$0	PPO FF	PPO FF	\$210	\$0	\$0	0.00%	9.0%	\$0	\$0	\$1,000

**NOTES:**

Salary - Base salary - inclusive of annual increases (where applicable).  
 Life Insurance - Annual premiums for group Term Life and AD&D insurance.  
 Sick Day Payout - Unused sick days payable only at separation in accordance with language as established in collective bargaining agreement.  
 Retirement Benefit - As per Board approval. Reflected in Salary.  
 Coursework - Reimbursement payable only upon completion of approved coursework.

**Administrative Insurance Benefits \***

2019 Health Premiums		2019 Dental Premiums	
PPO E	\$ 9,448	PPO E	\$ 448
PPO E+1	\$ 16,465	PPO E+1	\$ 958
PPO FF	\$ 25,046	PPO FF	\$ 1,461
HSA E	\$ 8,305	HMO E	\$ 447
HSA E+1	\$ 13,595	HMO E+1	\$ 828
HSA FF	\$ 20,665	HMO FF	\$ 1,432
HMO E	\$ 7,672		
HMO E+1	\$ 14,095		
HMO FF	\$ 21,430		
HMOBA E	\$ 7,145		
HMOBA E+1	\$ 13,120		
HMOBA FF	\$ 19,941		

**Insurance Benefit Received By All Employee Groups As Per Collective Bargaining Agreement \***

2019 Health Premiums		2019 Dental Premiums	
PPO E	\$ 8,976	PPO E	\$ 426
PPO E+1	\$ 13,172	PPO E+1	\$ 766
PPO FF	\$ 18,785	PPO FF	\$ 1,096
HSA E	\$ 7,869	HMO E	\$ 425
HSA E+1	\$ 10,876	HMO E+1	\$ 662
HSA FF	\$ 15,499	HMO FF	\$ 1,074
HMO E	\$ 7,289		
HMO E+1	\$ 11,276		
HMO FF	\$ 16,072		
HMOBA E	\$ 6,788		
HMOBA E+1	\$ 11,152		
HMOBA FF	\$ 16,950		

\* Benefit costs as of April 1, 2019

\* Benefit costs as of April 1, 2019, BOE Contribution as of September 1, 2019

This compensation data complies with P.A. 96-0434 and requirements to report administrator salary / benefits information contained in same.  
 The District reserves the right to amend as needed to remain compliant with changes to the law.

**Arbor Park School District 145 IMRF Covered Employees**

**FY20 Total Compensation Package over \$75,000**

<b><u>Last</u></b>	<b><u>First</u></b>	<b><u>Position</u></b>	<b><u>Base Salary</u></b>	<b><u>FTE</u></b>	<b><u>Vacation Days</u></b>	<b><u>Sick Days</u></b>	<b><u>Bonuses</u></b>	<b><u>Annuities</u></b>	<b><u>Health Insurance</u></b>
Fransen	Kristine	Coordinator of Transportation Services	\$68,666	1	20	15	\$0.00	\$0.00	\$16,465
Slager	Allen	Coor. Of Maintenance/Custodial Services	\$89,489	1	20	15	\$0.00	\$0.00	\$19,941
Termunde	David	Chief Technology Officer	\$80,731	1	20	15	\$0.00	\$0.00	\$7,145

**Arbor Park School District #145 - ILCS 5/10-20.47 for FY 2020**

<u>Name</u>	<u>Position Type</u>	<u>Amount</u>	<u>FTE</u>	<u>Vacation Days</u>	<u>Sick Days</u>	<u>Bonuses</u>	<u>Annuities</u>	<u>Retirement Enhancements</u>
Alt, Shari M	Teacher	\$54,245.38	1	0	15	\$0.00	\$0.00	0.00%
Altobelli, Sarah H	Social Worker	\$49,458.30	1	0	15	\$0.00	\$0.00	0.00%
Anderson, Maria J	Teacher	\$44,921.07	1	0	15	\$0.00	\$0.00	0.00%
Arnoff, Julie A	Teacher	\$50,510.07	1	0	15	\$0.00	\$0.00	0.00%
Bajt, Alicia M	Teacher	\$57,421.60	1	0	15	\$0.00	\$0.00	0.00%
Barajas, Mayra	Teacher	\$50,540.79	1	0	15	\$0.00	\$0.00	0.00%
Barakat, Sahar	Teacher	\$41,451.75	1	0	15	\$0.00	\$0.00	0.00%
Beardsley, Britta A	Teacher	\$42,072.75	1	0	15	\$0.00	\$0.00	0.00%
Brost, Carol	Teacher	\$50,022.05	1	0	15	\$0.00	\$0.00	0.00%
Bullard, Mary B	Teacher	\$93,428.47	1	0	15	\$0.00	\$0.00	0.00%
Calhoun, Kelly L	Social Worker	\$45,102.05	1	0	15	\$0.00	\$0.00	0.00%
Campnell, Amanda M	Teacher	\$42,693.75	1	0	15	\$0.00	\$0.00	0.00%
Carberry, Betty J	Speech Pathologist	\$65,243.56	1	0	15	\$0.00	\$0.00	0.00%
Carroll, Hannah	Social Worker	\$46,947.05	1	0	15	\$0.00	\$0.00	0.00%
Ciufia, Judith A	Teacher	\$45,177.75	1	0	15	\$0.00	\$0.00	0.00%
Consorti, Lisa	Teacher	\$47,405.07	1	0	15	\$0.00	\$0.00	0.00%
Cosentino, Mary T	Teacher	\$49,940.82	1	0	15	\$0.00	\$0.00	0.00%
Crotty, Lauren E	Teacher	\$61,957.00	1	0	15	\$0.00	\$0.00	0.00%
Crowe, Christine T	Social Worker	\$48,245.83	1	0	15	\$0.00	\$0.00	0.00%
Deyoung, Travis G	Teacher	\$50,914.30	1	0	15	\$0.00	\$0.00	0.00%
Dioguardi, Gina M	Director of Special Education	\$115,146.90	1	22	15	\$5,000.00	\$0.00	0.00%
Dizonno, Bradley J	Assistant Principal	\$65,000.00	1	2	15	\$0.00	\$0.00	0.00%
Dominguez, Jessica L	Teacher	\$69,689.78	1	0	15	\$0.00	\$0.00	0.00%
Drogosz, Norene	School Nurse	\$60,155.89	1	0	15	\$0.00	\$0.00	0.00%
Evans, David V	Principal	\$105,837.64	1	2	15	\$0.00	\$0.00	0.00%
Faki, Maureen E	Teacher	\$42,947.50	1	0	15	\$0.00	\$0.00	0.00%
Farris, Allyson C	Teacher	\$43,314.75	1	0	15	\$0.00	\$0.00	0.00%
Flynn, Thomas D	Principal	\$76,963.05	1	2	15	\$5,000.00	\$0.00	0.00%
Fox, Heather L	Teacher	\$48,334.50	1	0	15	\$0.00	\$0.00	0.00%
Gawle, Charles J Jr	Teacher	\$43,511.25	1	0	15	\$0.00	\$0.00	0.00%
Gervais, Patricia A	Teacher	\$77,371.33	1	0	15	\$0.00	\$0.00	0.00%
Grabowski, Francis J	Teacher	\$48,843.30	1	0	15	\$0.00	\$0.00	0.00%
Graf, Gina M	Teacher	\$85,207.73	1	0	15	\$0.00	\$0.00	0.00%
Gunkel, Robin	Teacher	\$87,546.06	1	0	15	\$0.00	\$0.00	3.00%
Hamrin, Donald E	Teacher	\$68,033.16	1	0	15	\$0.00	\$0.00	0.00%
Harker, Nicole L	Teacher	\$54,981.78	1	0	15	\$0.00	\$0.00	0.00%
Heinking, Sara L	Speech Pathologist	\$48,894.55	1	0	15	\$0.00	\$0.00	0.00%
Heitz, Stephanie A	Teacher	\$42,693.75	1	0	15	\$0.00	\$0.00	0.00%
Hlavacek, Ann M	Teacher	\$48,334.50	1	0	15	\$0.00	\$0.00	0.00%
Hogan, Camille	Director of Teaching and Learning	\$105,837.60	1	22	15	\$5,000.00	\$0.00	0.00%
Holewa, Claire M	Teacher	\$41,051.25	1	0	15	\$0.00	\$0.00	0.00%
Howard, Geri F	Speech Pathologist	\$58,722.84	1	0	15	\$0.00	\$0.00	0.00%
Jarach, Morgan L	Teacher	\$48,177.05	1	0	15	\$0.00	\$0.00	0.00%
Jelley, Diane L	Teacher	\$69,937.11	1	0	15	\$0.00	\$0.00	0.00%
Judge, Kristin	Teacher	\$42,840.72	1	0	15	\$0.00	\$0.00	0.00%
Kachlik, Pamela J	Teacher	\$42,693.75	1	0	15	\$0.00	\$0.00	0.00%
Kalman, Luke C	Teacher	\$49,371.57	1	0	15	\$0.00	\$0.00	0.00%
Karingada, Aswin	School Counselor	\$49,387.08	1	0	15	\$0.00	\$0.00	0.00%
Kazmi, Zahra S	Teacher	\$41,051.25	1	0	15	\$0.00	\$0.00	0.00%
Komperda, Monica J.	Teacher	\$42,072.75	1	0	15	\$0.00	\$0.00	0.00%
Koppers, Hope M	Teacher	\$76,740.76	1	0	15	\$0.00	\$0.00	0.00%
Koschnitzki, Michelle	Teacher	\$87,871.47	1	0	15	\$0.00	\$0.00	0.00%
Kozicki, Ann M	Teacher	\$46,784.07	1	0	15	\$0.00	\$0.00	0.00%
Kreml, Christina	Teacher	\$50,095.45	1	0	15	\$0.00	\$0.00	0.00%
Kroen, Susan M	Teacher	\$48,334.50	1	0	15	\$0.00	\$0.00	0.00%
Kunz, Kristin	Teacher	\$51,855.57	1	0	15	\$0.00	\$0.00	0.00%
Kuzel, Patricia A	Teacher	\$58,740.67	1	0	15	\$0.00	\$0.00	0.00%
Laird, Jeanne T	Teacher	\$47,405.07	1	0	15	\$0.00	\$0.00	0.00%
Lake, Jenna M	Teacher	\$50,510.07	1	0	15	\$0.00	\$0.00	0.00%
Landingham, Kimberly A	Teacher	\$91,709.46	1	0	15	\$0.00	\$0.00	0.00%
Lipetzky, Betty J	Teacher	\$77,910.54	1	0	15	\$0.00	\$0.00	0.00%

**Arbor Park School District #145 - ILCS 5/10-20.47 for FY 2020**

<u>Name</u>	<u>Position Type</u>	<u>Amount</u>	<u>FTE</u>	<u>Vacation Days</u>	<u>Sick Days</u>	<u>Bonuses</u>	<u>Annuities</u>	<u>Retirement Enhancements</u>
Loffredi, Karen	Teacher	\$49,628.25	1	0	15	\$0.00	\$0.00	0.00%
Luby, Michelle L	Teacher	\$50,022.05	1	0	15	\$0.00	\$0.00	0.00%
Macha, Victoria M	Teacher	\$81,651.60	1	0	15	\$0.00	\$0.00	0.00%
Maranda, Jaime L	Teacher	\$71,091.29	1	0	15	\$0.00	\$0.00	0.00%
McDonough, Leslie	Teacher	\$87,234.22	1	0	15	\$0.00	\$0.00	0.00%
McMahon, Casey R	Teacher	\$41,451.75	1	0	15	\$0.00	\$0.00	0.00%
Meadows, Lynda A	Teacher	\$51,303.30	1	0	15	\$0.00	\$0.00	0.00%
Mitchell, Paul J	Teacher	\$74,967.16	1	0	15	\$0.00	\$0.00	0.00%
Morrissey, Katie J	Teacher	\$53,809.77	1	0	15	\$0.00	\$0.00	0.00%
Mroczek, Connie J	Teacher	\$61,317.52	1	0	15	\$0.00	\$0.00	0.00%
Muellman Spencer, Julie	Speech Pathologist	\$54,337.50	1	0	15	\$0.00	\$0.00	0.00%
Nix, Jane E	Teacher	\$52,821.60	1	0	15	\$0.00	\$0.00	0.00%
Odeh, Anthony F	Teacher	\$42,896.25	1	0	15	\$0.00	\$0.00	0.00%
O'Keeffe, Dr. Brian K	Assistant Superintendent of Finance/CSBO	\$128,786.72	1	22	15	\$0.00	\$0.00	0.00%
O'Neil, Becky J	Teacher	\$83,778.36	1	0	15	\$0.00	\$0.00	0.00%
O'Reilly, Phillip	Social Worker	\$47,562.05	1	0	15	\$0.00	\$0.00	0.00%
Person, Kristen E	Teacher	\$43,314.75	1	0	15	\$0.00	\$0.00	0.00%
Petit, Amanda	Teacher	\$41,051.25	1	0	15	\$0.00	\$0.00	0.00%
Phillip, Anne	Teacher	\$48,647.07	1	0	15	\$0.00	\$0.00	0.00%
Pickett, Kristen M	Teacher	\$48,334.50	1	0	15	\$0.00	\$0.00	0.00%
Pierce, Scot A	Principal	\$92,468.68	1	2	15	\$5,000.00	\$0.00	0.00%
Pletzke, Debora L	Teacher	\$72,032.69	1	0	15	\$0.00	\$0.00	0.00%
Ragle, Melissa J	Teacher	\$59,742.22	1	0	15	\$0.00	\$0.00	0.00%
Ralston, K. Dale	Teacher	\$65,758.22	1	0	15	\$0.00	\$0.00	0.00%
Rangel, Ernestina M	Teacher	\$51,803.82	1	0	15	\$0.00	\$0.00	0.00%
Reid, Ryan S	Social Worker	\$46,332.05	1	0	15	\$0.00	\$0.00	0.00%
Restrepo-Avila, Sylvia T	Teacher	\$51,330.66	1	0	15	\$0.00	\$0.00	0.00%
Rivera, Mariah M	Teacher	\$41,051.25	1	0	15	\$0.00	\$0.00	0.00%
Roberts, Suzanne B	Teacher	\$55,445.23	1	0	15	\$0.00	\$0.00	0.00%
Rouse, Lauren	Teacher	\$41,666.25	1	0	15	\$0.00	\$0.00	0.00%
Ryan, James M	Teacher	\$46,523.25	1	0	15	\$0.00	\$0.00	0.00%
Sala, Dr. Andrea L	Superintendent of Schools	\$157,850.44	1	22	15	\$0.00	\$0.00	0.00%
Santos-Lopez, Eliza	Principal	\$88,979.38	1	2	15	\$5,000.00	\$0.00	0.00%
Scott, Hanna L	Teacher	\$53,097.57	1	0	15	\$0.00	\$0.00	0.00%
Scott, Rachel M	Psychologist	\$56,828.14	1	0	15	\$5,000.00	\$0.00	0.00%
Seibert, Linda	Teacher	\$62,204.33	1	0	15	\$0.00	\$0.00	0.00%
Sellberg, Megan F	Teacher	\$41,666.25	1	0	15	\$0.00	\$0.00	0.00%
Simon, Lisa M	Teacher	\$75,148.75	1	0	15	\$0.00	\$0.00	0.00%
Stasiak, Lynn M	Teacher	\$70,491.92	1	0	15	\$0.00	\$0.00	0.00%
Stilts, Patricia K	Teacher	\$65,281.40	1	0	15	\$0.00	\$0.00	0.00%
Stopka, Janice L	Teacher	\$80,705.75	1	0	15	\$0.00	\$0.00	0.00%
Struebing, Beth A	Teacher	\$85,390.44	1	0	15	\$0.00	\$0.00	0.00%
Taraba, Stephanie R	Teacher	\$44,126.25	1	0	15	\$0.00	\$0.00	0.00%
Thiesen, Lauren J	Speech Pathologist	\$87,019.00	1	0	15	\$0.00	\$0.00	3.00%
Timm, Kristen	Teacher	\$61,872.03	1	0	15	\$0.00	\$0.00	0.00%
Troikey, Deanna L	Teacher	\$60,148.86	1	0	15	\$0.00	\$0.00	0.00%
Tseng, Katie A	Teacher	\$52,584.55	1	0	15	\$0.00	\$0.00	0.00%
Turner, Gennice	Teacher	\$52,584.55	1	0	15	\$0.00	\$0.00	0.00%
Umana, Joseph J	Teacher	\$45,798.75	1	0	15	\$0.00	\$0.00	0.00%
Vorwald, Lori A	Teacher	\$78,501.00	1	0	15	\$0.00	\$0.00	0.00%
Wagner, Laura A	Teacher	\$53,097.57	1	0	15	\$0.00	\$0.00	0.00%
Walsh, Treacy	Teacher	\$44,556.75	1	0	15	\$0.00	\$0.00	0.00%
Walther, Laura A	Teacher	\$44,556.75	1	0	15	\$0.00	\$0.00	0.00%
Wegforth, Heidi M	Teacher	\$64,107.17	1	0	15	\$0.00	\$0.00	0.00%
Welsh, Stephen	Teacher	\$46,332.05	1	0	15	\$0.00	\$0.00	0.00%
Wingate, Amanda L	Teacher	\$49,268.07	1	0	15	\$0.00	\$0.00	0.00%
Zamudio, Stephanie N	Teacher	\$42,693.75	1	0	15	\$0.00	\$0.00	0.00%
Ziegler, Tina M	Teacher	\$83,036.39	1	0	15	\$0.00	\$0.00	0.00%
Ziembra, Angela K	Teacher	<u>\$46,784.07</u>	<u>1</u>	0	15	\$0.00	\$0.00	0.00%

\$7,182,480.64 120